

Specification

D860-24V-8mm

(4.8W)



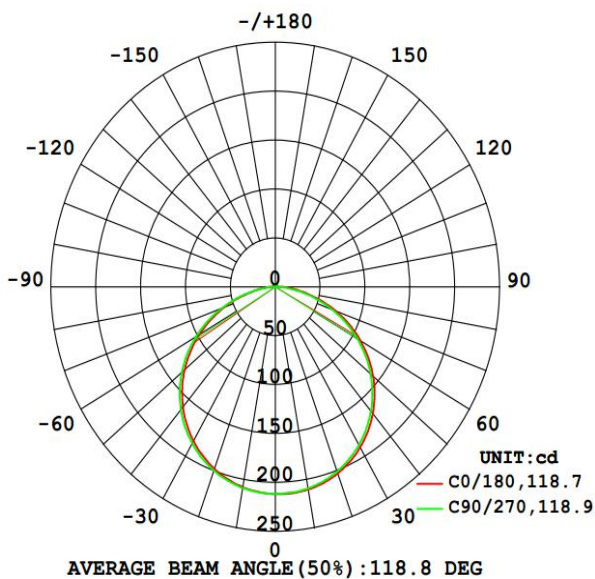
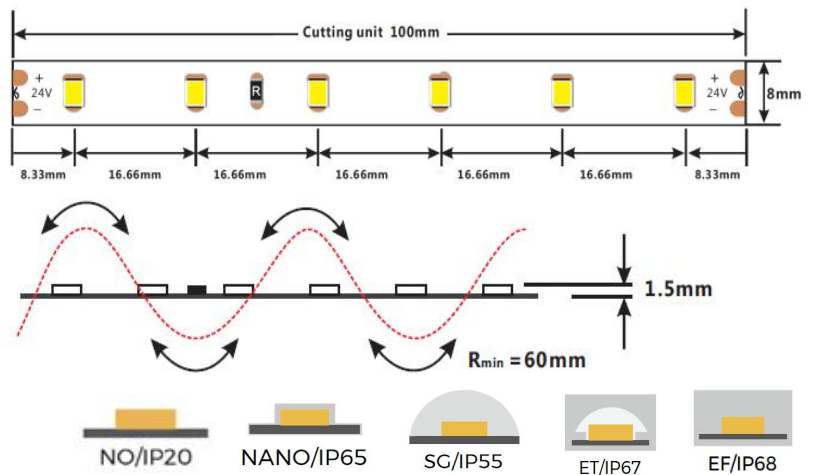
▼General description

- Self-encapsulated design offers eight optional 1900-6000K white lights
- High quality FPC, high thermal 3M adhesive
- With life span over 60000H
- Ta: -25~40°C; Tc: 75°C (max)



▼Dimension

- ※Max.length: 5000mm
- Cutting unit: 6leds/100mm
- LED pitch: 16.66mm
- Min. bend diameter: Φ60mm
- Mounting: 3M tape
- IP: IP20/IP55/IP65/IP67/IP68
- ※Warranty: 5years



Photometric of 1M strip

Flux out: 503.2 lm

Height	Eavg, Emax	Angle: 118.68deg	Diameter
1m	53.39, 211.91lx		337.37cm
2m	13.35, 52.97lx		674.73cm
3m	5.933, 23.54lx		1012.10cm
4m	3.337, 13.24lx		1349.47cm
5m	2.136, 8.475lx		1686.83cm
6m	1.483, 5.885lx		2024.20cm
7m	1.090, 4.324lx		2361.57cm
8m	0.8343, 3.310lx		2698.93cm
9m	0.6592, 2.616lx		3036.30cm
10m	0.5339, 2.119lx		3373.67cm

AAI Figure

※Max.length data is based on 10% voltage drop

※Warranty is based on indoor use


▼ Electronic & output data

Input voltage: DC24V	Rated current: 0.175A(1m) /0.7A(5m)
Typical Power: 4.2W(1m) /16.8W(5m)	CRI: >90/95/98
Max.power: 4.8W	On-off times: 10000 (test times)
Power range: 3.8 ~ 4.8W	Copper foil: 2oz






CRI	Color	CCT	Lumen(lm)	lm/W	Energy efficiency class
Ra>90	SW	2700K	378	90	G
Ra>90	WW	3000K	399	95	G
Ra>90	PW	3500K	403	96	G
Ra>90	NW	4000K	416	99	G
Ra>90	DW	5000K	416	99	G
Ra>90	W	6000K	399	95	G
0	R (attn to below point 5)	625~630nm	105	25	/
0	G	525~530nm	375	90	/
0	B	465~470nm	85	20	/

- 1.The tolerance of output data can be vary up to 15%
- 2.the output data tested according to IES TM-30-15
- 3.the output data is based on IP20/1merter, data of 5m in only for reference
- 4.IP protection process leads changes to size, CCT and luminous flux
- 5.The 24V+ marking on PCB will be negative pole , and 24V- will be positive pole when LED strip in RED color.









▼ BIN







▼ IP Process

IP Process	Picture	description	Size	optional CCT/color for finished product	lumen output rate
NO	 NO/IP20	No proof	8mm*1.5mm	1900K/2300K/2700K/3000K/ 3500K/4000K/5000K/6000K/G/B	100%
NA	 NANO/IP65	Nano-proof	8mm*1.5mm	1900K/2300K/2700K/3000K/ 3500K/4000K/5000K/6000K/G/B	98%
SG	 SG/IP55	Gel coating	8mm*2.7mm	2300K/3000K/3500K/4000K/ 6000K/10000K/15000K/G/B	90%
ET	 ET/IP67	Extrusion tube	10mm*4.8mm	1900K/2300K/2700K/3000K/ 3500K/4000K/5000K/6000K/G/B	88%
EF	 EF/IP68	Extrusion filling	10mm*5mm	2300K/2900K/3400K/3850K/ 5800K/8750K/15000K/G/B	86%

▼ Accessories Information

Name	Picture	Code	description
Connector for wire and FPC		94-42-620800001	8mm width, 2PIN connector of wire and FPC,suitable for white color strip, NO/NA,2PIN wire18- 22AWG
Connector for FPC and FPC		94-42-620800002	8mm width, 2PIN connector of FPC and FPC,suitable for white color strip,NO/NA
Connector for wire and FPC		94-03-00-0044	8mm width, 2PIN connector of wire and FPC,suitable for white color and gel coating strip,SG,2PIN wire18- 22AWG
Connector for FPC and FPC		94-03-00-0048	8mm width, 2PIN connector of FPC and FPC,suitable for white color and gel coating strip,SG
Slim connector		94-03-00-0065	TSC-08-2, suitable for 8mm fpc to fpc connection , IP20, 2pin, 10pcs per bag
FPC with wire		94-03-00-0066	wire connection when using together with TSC-08-2,IP20,2PIN, 10PCS per bag
Fixed Clip		94-02-00-0002	Silicone clip, screw: PA 3*8mm, suitable for 8mm FPC,EH/EF/ET strip
Fixed Clip		94-02-00-0017	Fixed clip, transparent, 3*8mm self-tapping screws, suitable for 8mm FPC,NO/NA LED strip

Fixed Clip		94-02-00-0015	Fixed clip, transparent, 3*8mm self-tapping screws,suitable for 8mm FPC,SG LED strip
Silicone end cap set		94-02-00-0021	including end cap and plug,suitable for 8mm FPC,EH/ET/EF silicone extrusion strip
Mounting groove		94-02-00-0024	Transparent PVC mounting groove,suitable for 8mm FPC,silicone extruded EF/ET strip
Stopper glue		94-16-03010001	Silicone gel,suitable for ST/ET/EH/EF/SF waterproof LED strip

▼ Order Code Formats

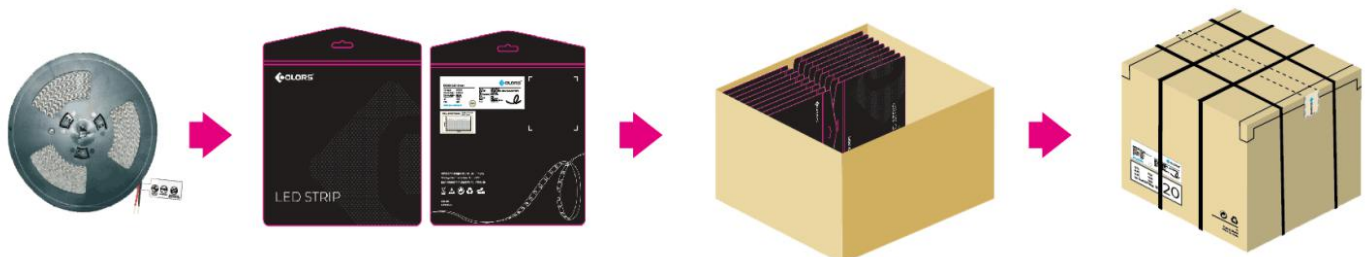
1: Category	2: LED	3: LED/m	4: Voltage	5:FPC Width	6: IP Process	7: CRI	8: CCT
D	-	8 2835 60 60 LED	24 24V	08 8mm	NO NO NA NANO SG Gel coating ET Extrusion tube EF Extrusion filling	9 >90 H >95 F >98 0 0	GW 1900K LW 2300K SW 2700K WW 3000K PW 3500K NW 4000K DW 5000K W 6000K G Green B Blue
D	-	8	60	24	08	NO	9 GW

9: Silk Printing	10: Entery cable	11: Wire type	12: Wire length	13: Tape type	14: Label Type	15: Strip Length
N Neutral	S Single	A red and black cable	012 12cm	W White 3M	C COLORS	0500 5m
C COLORS	D Doubel	B SM-male wire	020 20cm	Y Yellow 3M	S Customized	5000 50m
S Customized	X Nothing	C SM-female wire	050 50cm	R Red tape		4000 40m
		X Nothing	100 100cm 0 Nothing	X Nothing		
N	S	A	012	W	C	0500

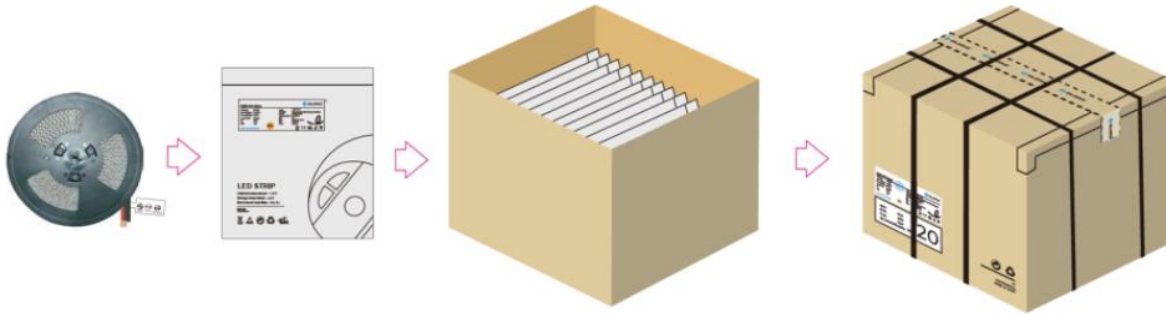
D8602408NO-9GWNSA012WC0500

▼ Packing

Colors brand package



General customized package

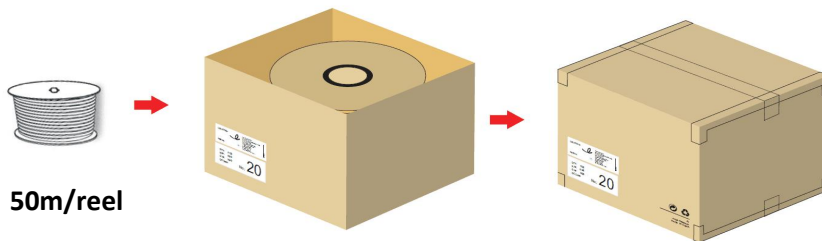


IP Process	Product size(mm)	Product quantity (m/reel)	Product quantity (m/case)	Product net weight(kg)	Net weight per box (kg)	Gross weight (kg)	Package size (cm)
NO	5000*8*1.5	5	300	0.106	6.36	7.314	41*41*26
NA	5000*8*1.6	5	300	0.111	6.66	7.659	41*41*26
SG	5000*8*2.8	5	300	0.194	11.64	13.386	41*41*26
ET	5000*10*4.8	5	200	0.431	17.24	19.826	41*41*26
EF	5000*10*5	5	200	0.477	19.08	21.942	41*41*26

Remark: data with 10% tolerance

Engineering packaging of ET(IP67)/EF(IP67)

(free-soldering end caps with 40 cover per box could be ordered separately if needed)



Engineering packaging of NO(IP20)/NA(IP65).



IP Process	Product size(mm)	Product quantity (m/reel)	Product quantity (m/case)	Product net weight(kg)	Net weight per box (kg)	Gross weight (kg)	Package size (cm)
NO	50000*8*1.5	50	650	1.06	13.78	15.847	41*41*26
NA	50000*8*1.6	50	650	1.11	14.43	16.595	41*41*26
ET	50000*10*4.8	50	100	4.4	8.8	10.12	25.5*25.5*26
EF	50000*10*5	50	100	4.86	9.72	11.178	25.5*25.5*26

Remark: data with 10% tolerance

▼ Precautions

- ※ Please drive the led strip with 24VDC isolated power, and the ripple of the constant voltage source should be less than 5%.
- ※ Please do not bend the strip into an arc with a diameter less than 60mm to ensure the longevity and reliability.
- ※ Do not fold it in case any damage of LED beads.
- ※ Do not pull the power wire hard to ensure the longevity. Any Crash may damage the LED light is prohibited.
- ※ Please make sure the wire is connected to the anode and cathode correctly. The power output should be consistent with the voltage of the strip to avoid damage.
- ※ LED lights should be stored in dry, sealed environment. Please only unpack it before usage. Ambient temperature: -25°C~40°C.Storage temperature: 0°C~60°C.Please use the strips without waterproof within indoor environment with humidity less than 70%.
- ※ Please be careful during operation. Do not touch the AC power supply in case of electric shock.
- ※ Please leave at least 20% power for the power supply during using to ensure there is enough power supply to drive the product.
- ※ Do not use any acid or alkaline adhesives to fix the product (e.g.: glass cement).